

STUDENT SATISFACTION SURVEY

The aim of the college is to offer best possible environment and learning experience to all its students and encourage them to perform to their full potential for high academic achievement. College collect feedback from students at regular intervals to evaluate the teaching –learning process and facilities provided by the college and make changes as per the requirements. In the academic year 2018-2019, a pilot survey regarding infrastructure and teaching-learning process was conducted and feedback of more than 400 students from different streams was collected and evaluated.

STUDENT SATISFACTION SURVEY QUESTIONNAIRE

COLLEGE AND ADMINISTRATIVE INFRASTRUCTURE AND SUPPORT

Physical infrastructure of the College Library *

- ☐ Excellent
- ☐ Very Good
- ☐ Good
- ☐ Satisfactory
- ☐ Average

Collection of books *

- ☐ Excellent
- ☐ Very Good
- ☐ Good
- ☐ Satisfactory
- ☐ Average

Collection of journals *

- ☐ Excellent
- ☐ Very Good
- ☐ Good
- ☐ Satisfactory
- ☐ Average

Other reading material available in the College library *

- ☐ Excellent
- ☐ Very Good
- ☐ Good
- ☐ Satisfactory
- ☐ Average

Infrastructure of the College Computer Laboratory *

- ☐ Excellent
- ☐ Very Good
- ☐ Good

- Satisfactory
- Average

Infrastructure of class rooms *

- Excellent
- Very Good
- Good
- Satisfactory
- Average

Wi-Fi and Internet facility *

- Excellent
- Very Good
- Good
- Satisfactory
- Average

College Website *

- Excellent
- Very Good
- Good
- Satisfactory
- Average

Facilities for differently-abled people like ramps, lifts, etc *

- Excellent
- Very Good
- Good
- Satisfactory
- Average

Drinking water facility *

- Excellent
- Very Good
- Good
- Satisfactory
- Average

Greenery on the College campus *

- Excellent
- Very Good
- Good
- Satisfactory
- Average

Hygiene

Washroom Cleanliness and maintenance *

- ☐ Excellent
- ☐ Very Good
- ☐ Good
- ☐ Satisfactory
- ☐ Average

Cleanliness and maintenance of College premises *

- ☐ Excellent
- ☐ Very Good
- ☐ Good
- ☐ Satisfactory
- ☐ Average

Support and assistance of the following staff

Library Staff *

- ☐ Excellent
- ☐ Very Good
- ☐ Good
- ☐ Satisfactory
- ☐ Average

Administrative Staff *

- ☐ Excellent
- ☐ Very Good
- ☐ Good
- ☐ Satisfactory
- ☐ Average

Computer Lab Staff *

- ☐ Excellent
- ☐ Very Good
- ☐ Good
- ☐ Satisfactory
- ☐ Average

Sports Ground

Amenities and training provided at the College Sports Ground.

Amenities *

- ☐ Excellent
- ☐ Very Good
- ☐ Good
- ☐ Satisfactory
- ☐ Average

- Not Applicable

Training *

- Excellent
- Very Good
- Good
- Satisfactory
- Average

Grievance Redressal Committee

Fulfilling the duties and responsibilities of Grievance Redressal Committee in the college *

- Excellent
- Very Good
- Good
- Satisfactory
- Average

Canteen

Food Quality *

- Excellent
- Very Good
- Good
- Satisfactory
- Average

Ambience *

- Excellent
- Very Good
- Good
- Satisfactory
- Average

Support staff of Canteen *

- Excellent
- Very Good
- Good
- Satisfactory
- Average

EXTRA CURRICULAR ACTIVITIES

Do you take part in any Extra Curricular Activities (ECA) in the College? *

- Yes
- No
- Not Applicable

Are you satisfied with the equipment, amenities, and assistance available at the college for ECA activities?

- ☐ Yes
- ☐ Somewhat
- ☐ No
- ☐ Not Applicable

Do you think Cultural/Academic Events and Activities are useful and add to the all round development of the students of the college?

- ☐ Yes
- ☐ Somewhat
- ☐ No

PLEASE RATE THE FOLLOWING AREAS OF THE COLLEGE AS PER YOUR OPINION: *

Teaching & Learning *

- ☐ Excellent
- ☐ Very Good
- ☐ Good
- ☐ Satisfactory
- ☐ Average

Growth Opportunities for students*

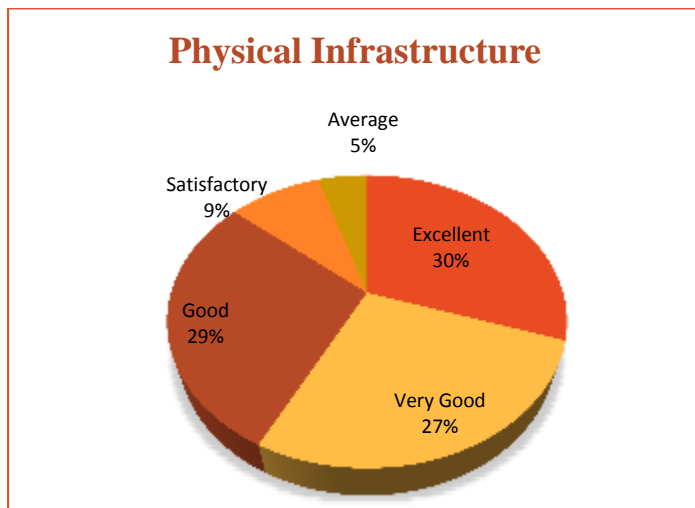
- ☐ Excellent
- ☐ Very Good
- ☐ Good
- ☐ Satisfactory
- ☐ Average

Industry-Academia exposure *

- ☐ Excellent
- ☐ Very Good
- ☐ Good
- ☐ Satisfactory
- ☐ Average

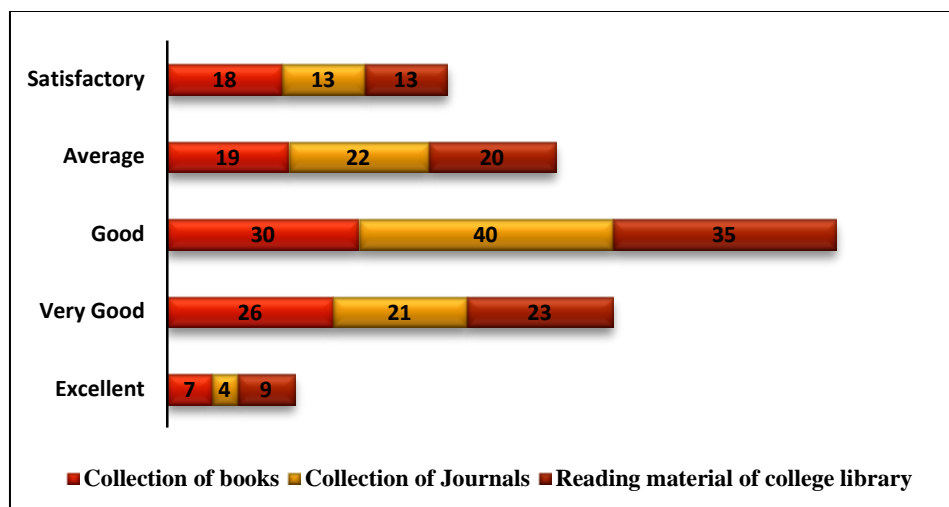
Around 400 students responded to this feedback form. The responses of the students question-wise are given below.

- **Infrastructure of the College Library**

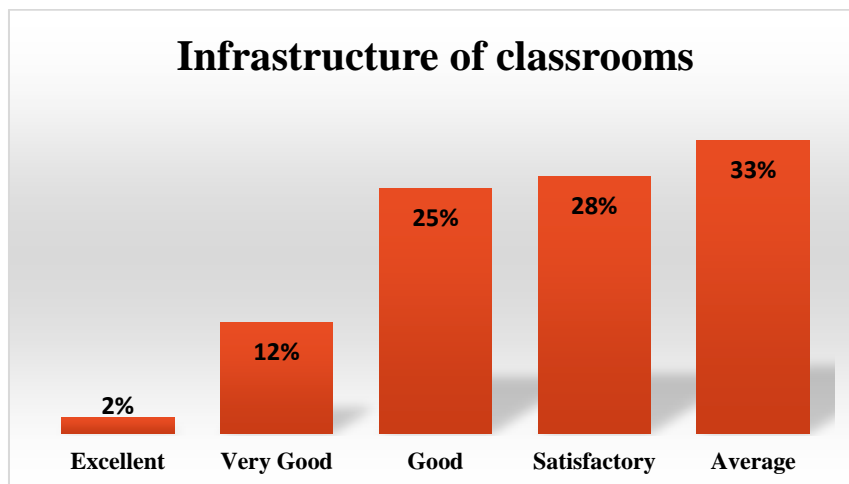


- **Response about collection of books, journals and reading material of the College library**

The graphical representation below shows the percentages of people with respective responses.

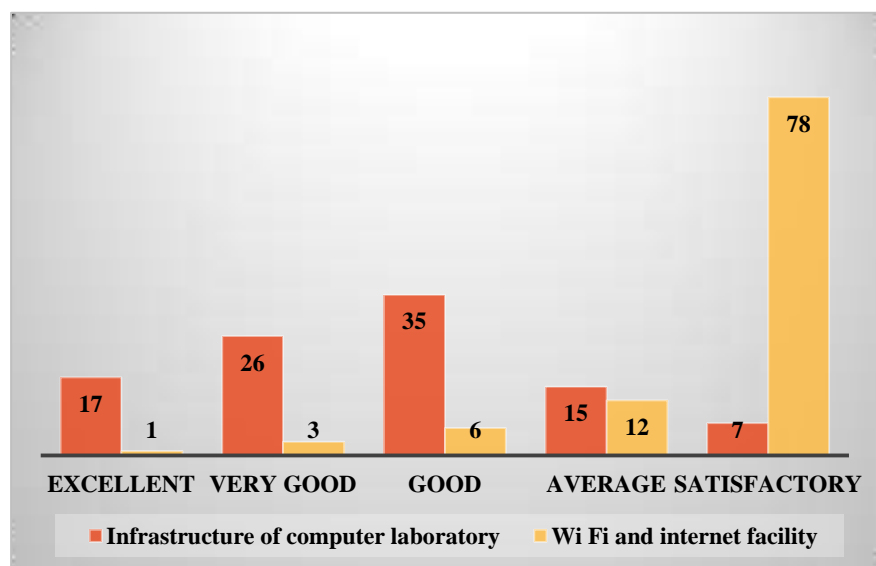


- **Infrastructure of Classrooms**

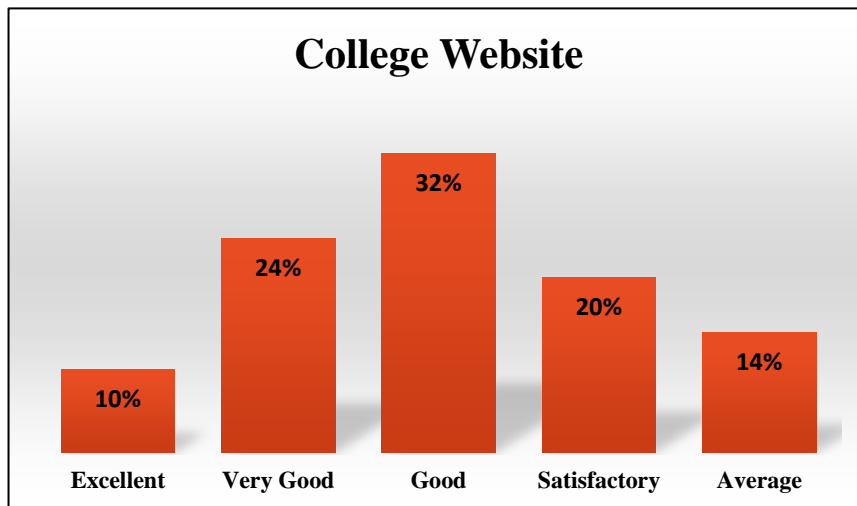


- **Response about Computer Laboratory and Wi-Fi and Internet Facility**

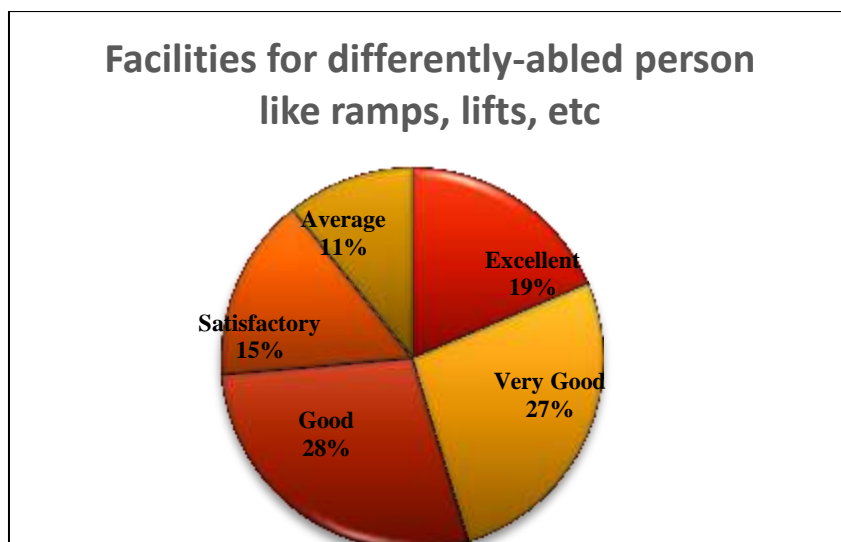
The graphical representation below shows the percentages of people with respective responses.



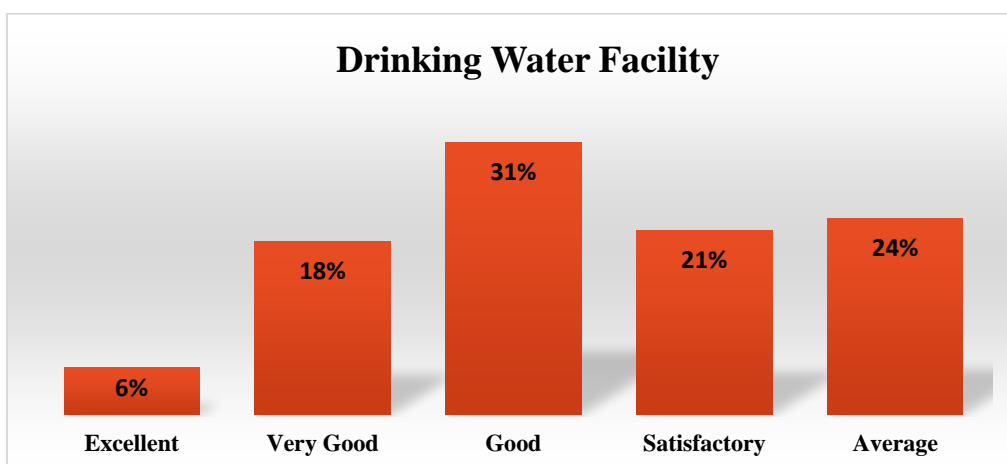
- **College Website**



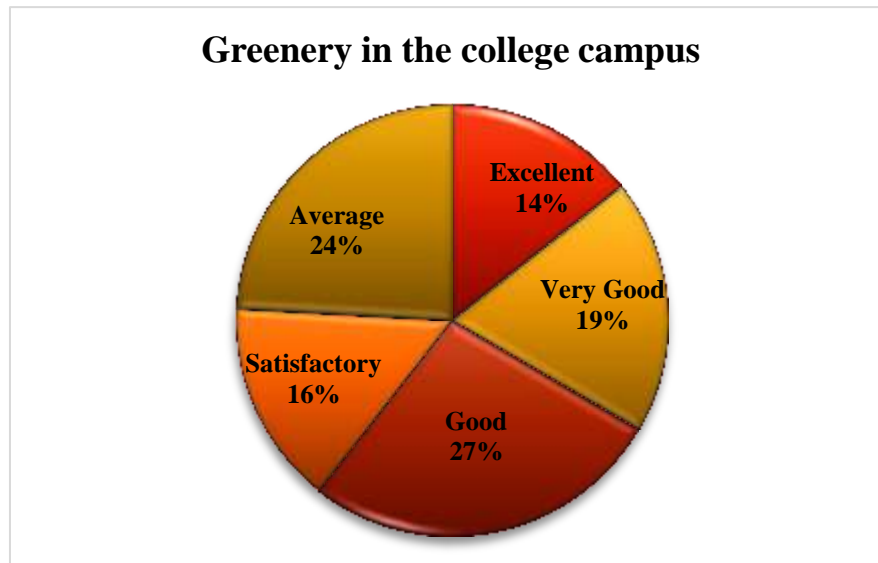
- **Basic in campus convenience for differently-abled person like ramps, lifts, etc**



- **Drinking Water Facility**

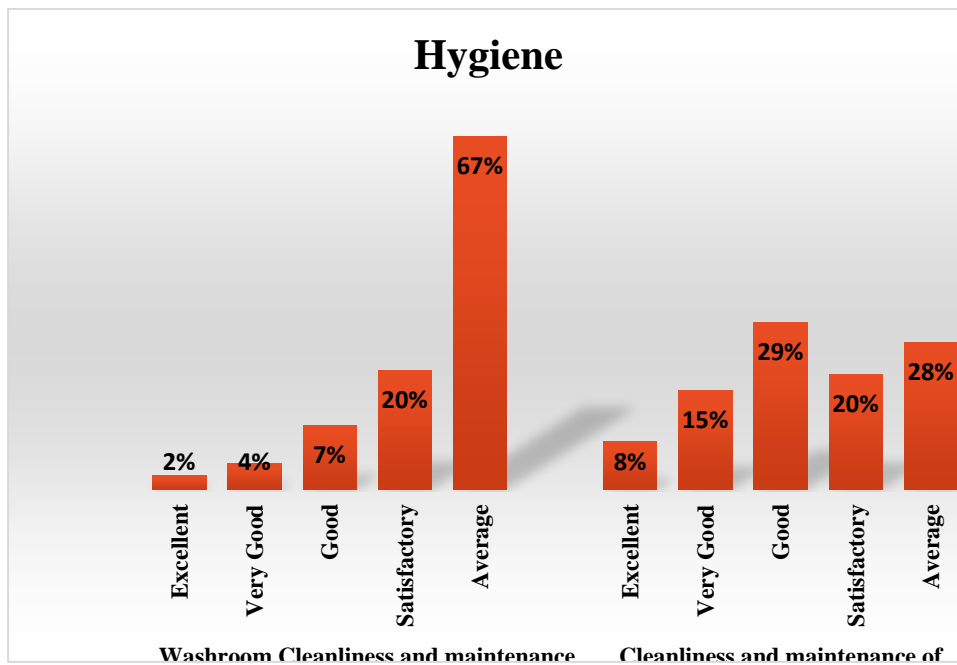


- **Greenery in College Campus**



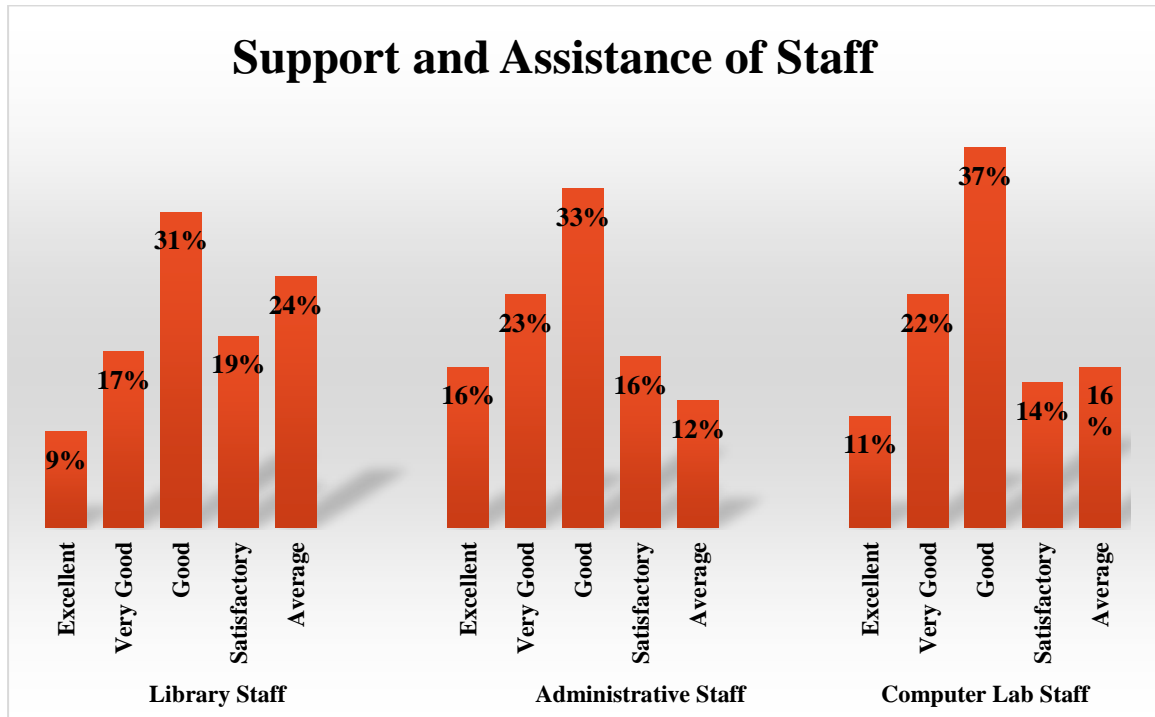
HYGIENE

Rate the Washroom Cleanliness and maintenance and Cleanliness of College premises



SUPPORT AND ASSISTANCE OF THE STAFF

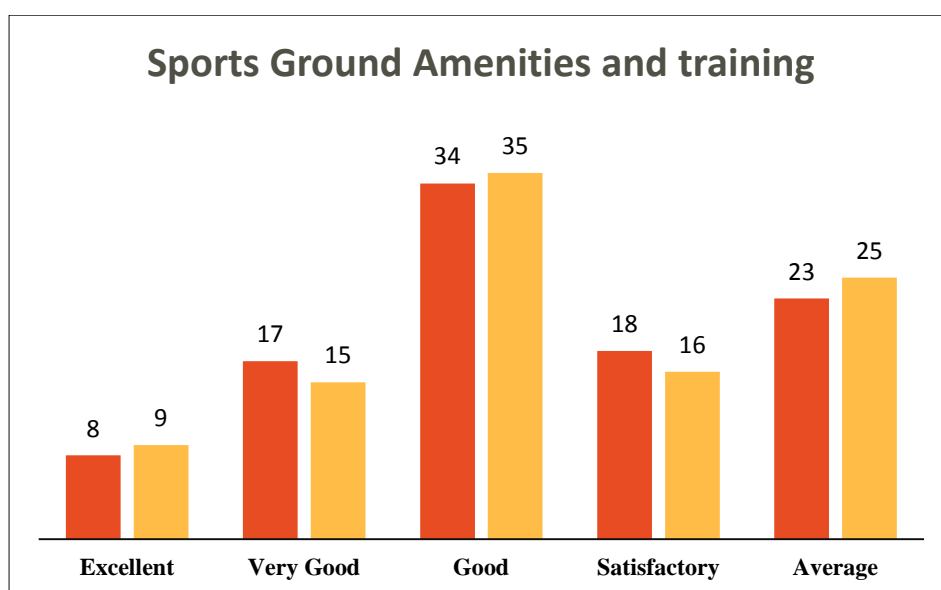
Rate the Library staff, administrative staff and computer staff



SPORTS GROUND

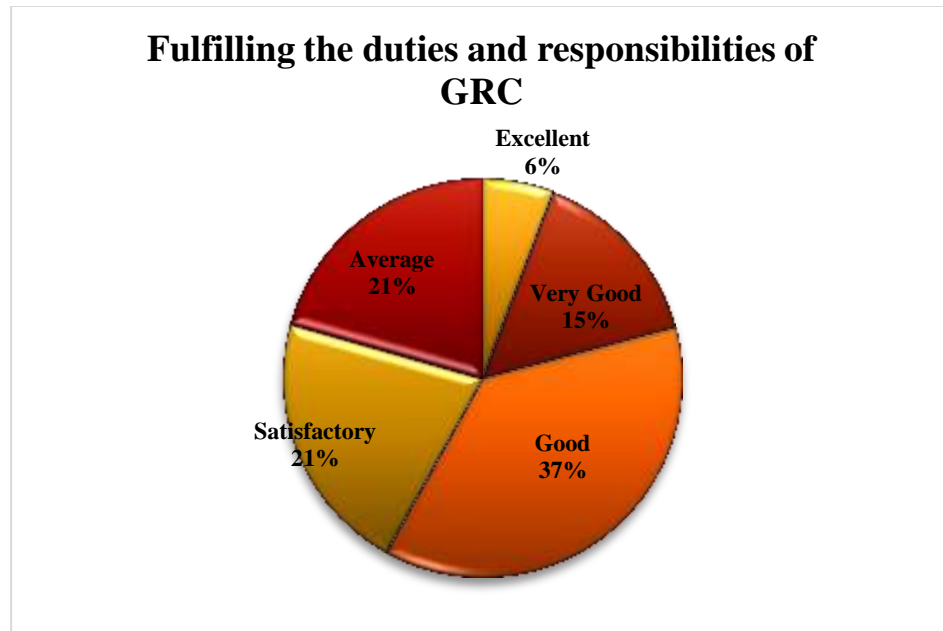
Rate the Amenities and training provided at the college Sports Ground.

The graphical representation below shows the percentages of people with respective responses.



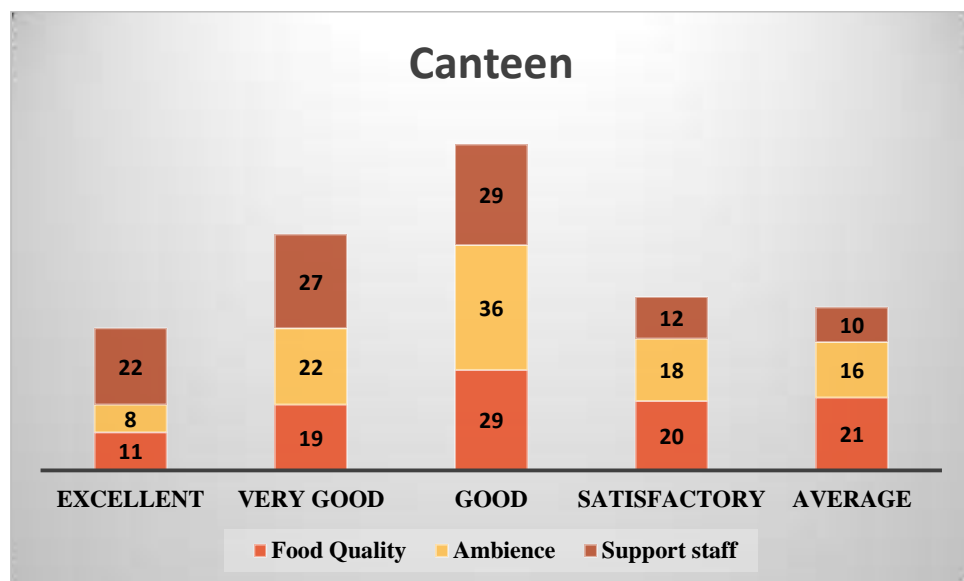
GRIEVANCE REDRESSAL COMMITTEES

Rate the Fulfilment of the duties and responsibilities of Grievance Redressal Committees in the College



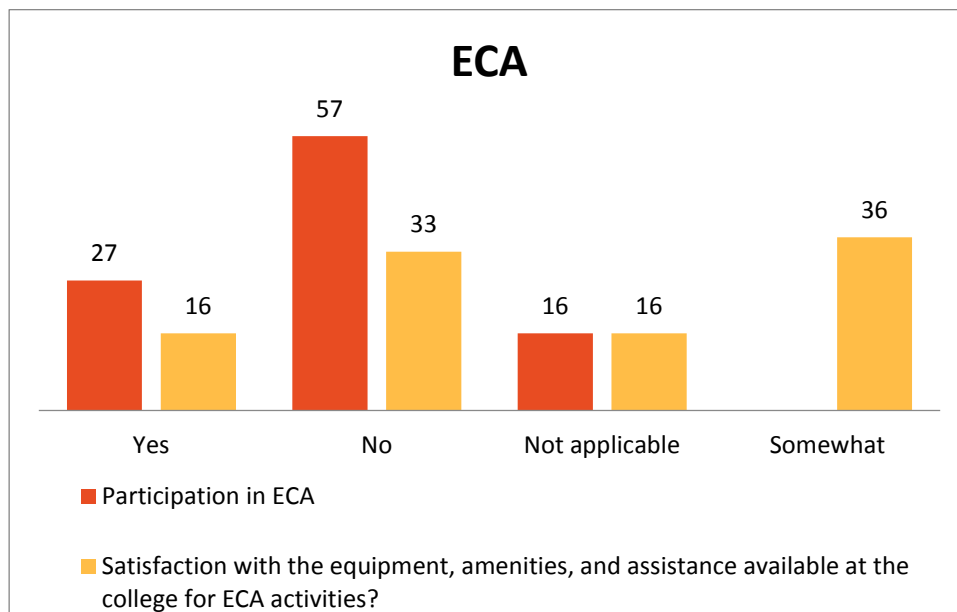
CANTEEN

Rate the Food quality, ambience and support staff of college canteen

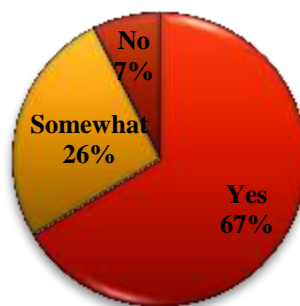


ECA

The graphical representation below shows the percentages of people with respective responses.

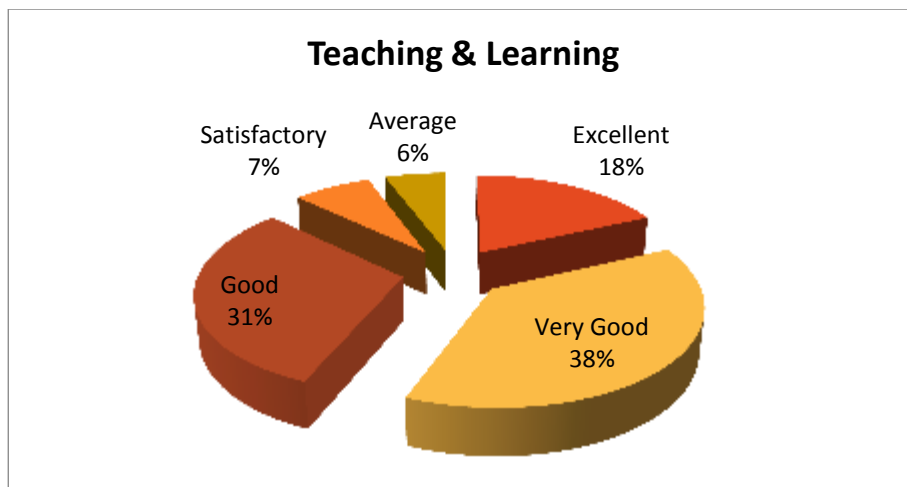


Do you think Cultural/Academic Events and Activities are useful and add to the all round development of the students of the college?

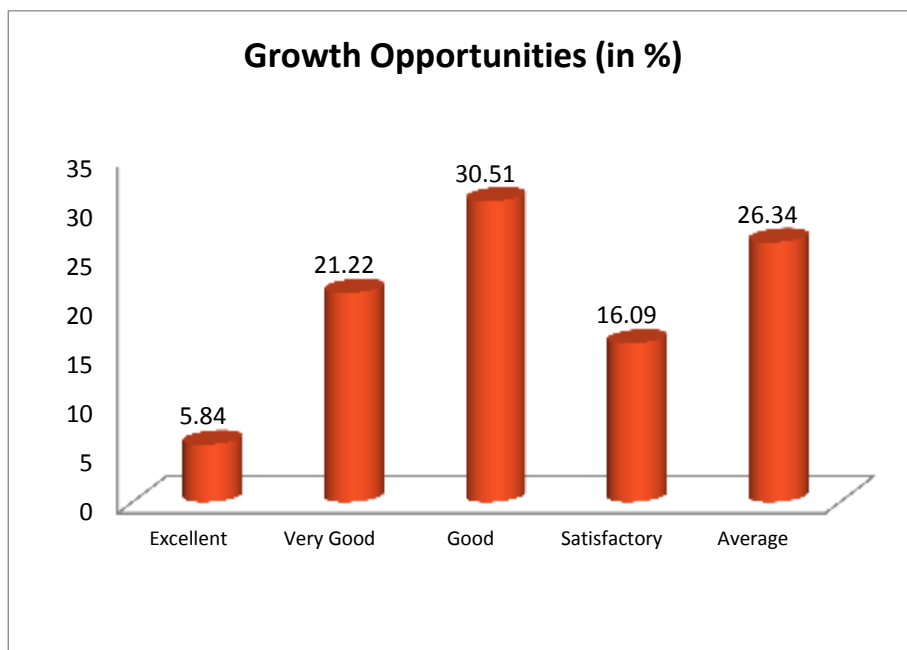


TEACHING - LEARNING PROCESS

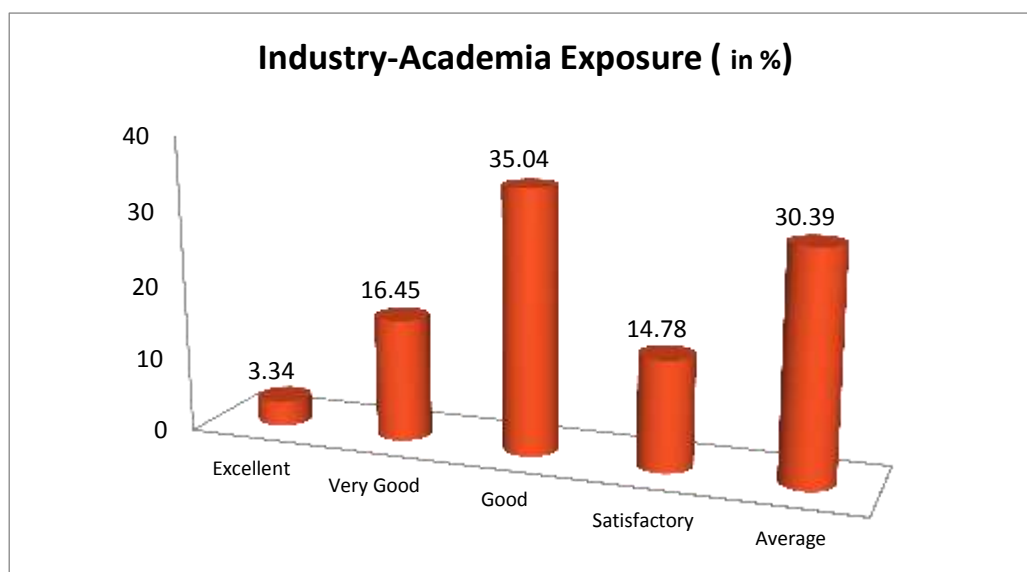
- Teaching & Learning



- Growth Opportunities for Students



- **Industry-Academia Exposure**



Student Satisfaction Analysis – Summary

A concise report of the student satisfaction survey is

- The College provides very good infrastructure and facilities to its students which is evident from the above charts. More than 85% students rate the physical infrastructure of the College and the library as excellent, very good or good. Rest of the students have rated it as satisfactory or average. The College has a good collection of books, journals and reading material (with more than 65% students rating it as good, very good or excellent). Nevertheless, every year new books and study material are being added and efforts are being made towards providing better and efficient study environment for the students.
- The facilities provided to the students like internet, computer laboratories, college website providing updated information, hygienic and clean drinking water, lifts, clean and good quality food in the canteen has been rated as very good or excellent by majority of the students.
- Many (more than 60%) are of the view that the College campus is green and eco-friendly and power supply on the campus is excellent.
- Around 75% students say that the campus is disabled-friendly. Maximum students feel that the basic facilities that the College provides for differently-abled students like ramps, lifts etc are excellent or very good.
- There are some concerns regarding the infrastructure of the classrooms. Only 30% students rated classrooms as good, very good or excellent. The rest rated it as satisfactory or average. The College has taken appropriate steps in this regard and proper action is being taken to provide better classroom facilities to the students in the upcoming academic session.

- Another area which needs some improvement is cleanliness and maintenance of washrooms. Many students feel that the College washrooms need regular maintenance and should be kept clean. Appropriate steps have been taken in this direction as well.
- More than 60% students say that the amenities and training provided by sports committee of the College is good, very good or excellent. Students have also given a good rating to the ECA activities conducted in the College. Students feel that the cultural and academic activities and events organised by the college are useful and adds to their overall development.
- Students are quite satisfied with the administrative, library and computer staff of the College. More than 70% students are of the opinion that the staff is supportive and helpful. They also gave high rating to the Grievance Redressal Committees in the College. They were of the view that grievances are heard properly and appropriate action is taken promptly.
- Students are quite satisfied with the teaching learning process and have given it a good rating. More than 85% students have rated it as excellent, very good or good. The College provides good growth opportunities for its students which is evident from the graph. The College placement is very active and students get good industrial and academic exposure.