

**BRIEF REPORT**

**ON**

**ICT BASED NEW PARADIGMS OF E-TEACHING AND E-LEARNING : DIGITAL PEDAGOGY  
SEPTEMBER 15, 2020 - SEPTEMBER 30, 2020**

## **BRIEF DAILY REPORT**

**TWO WEEKS' FACULTY DEVELOPMENT PROGRAMME  
ON  
ICT BASED NEW PARADIGMS OF E-TEACHING AND E-LEARNING : DIGITAL PEDAGOGY  
BY:  
DEPARTMENT OF COMPUTER SCIENCE,  
MATA SUNDRI COLLEGE FOR WOMEN, UNIVERSITY OF DELHI  
SEPTEMBER 15, 2020 - SEPTEMBER 30, 2020**

---

**Introduction:** The Department of Computer Science, Mata Sundri College for Women, University of Delhi has organised this online two weeks' online faculty development programme for the teachers of higher education in association with Teaching Learning Centre at Ramanujan College, University of Delhi. The main objective of this faculty development programme is to assist faculty members across the country to use ICT, develop and manage online classes for their students. Online classes have become the norm in today's times and present all teachers with the splendid opportunity to engage our students in the setting of a virtual classroom. Online classes can to some extent replicate our physical classrooms and provide an enriching teaching and learning experience. This programme is designed to provide the participants with the necessary skills to develop and manage a fully fledged online class. The participants were given hands-on sessions on various software and online tools, open source. They were trained in creation of digital material including videos, mind-maps and presentations.

### **Highlights of the Faculty Development Programme**

- Total Participants 1062
- Live sessions 14
- Recorded sessions 115
- Total videos 129
- Quizzes 14
- Assignments 11
- Feedback forms 24
- **OverFeedback** 01

### **Day1: September 15, 2020**

#### **Inaugural Session (14:00-15:00 IST):**

YouTube Link: <https://www.youtube.com/watch?v=Bchcdkr2yCM>

#### **Session I: Live (15:00-17:00 IST)**

Topic: Google Classroom

Resource Person : Ms. Bhavya Ahuja Grover

Summary: Google Classroom is a free web service developed by Google for schools /colleges that aims to simplify creating, distributing, and grading assignments. The primary purpose of Google Classroom is to streamline the process of sharing files between teachers and

students. The focus of the lecture is on creating, and managing virtual Classroom by adding students, co-teachers, materials, and assignments.

YouTube Link: [https://www.youtube.com/watch?v=4R\\_twFo7\\_YY&feature=youtu.be](https://www.youtube.com/watch?v=4R_twFo7_YY&feature=youtu.be)

## Session II: Recorded (17:00 IST Onwards)

Topic: Google Classroom

Resource Person : Ms. Bhavya Ahuja Grover

Summary: Further scheduling of materials, tests, quizzes and assignments, with due dates of submission on google classroom were introduced in addition to grading of marks.

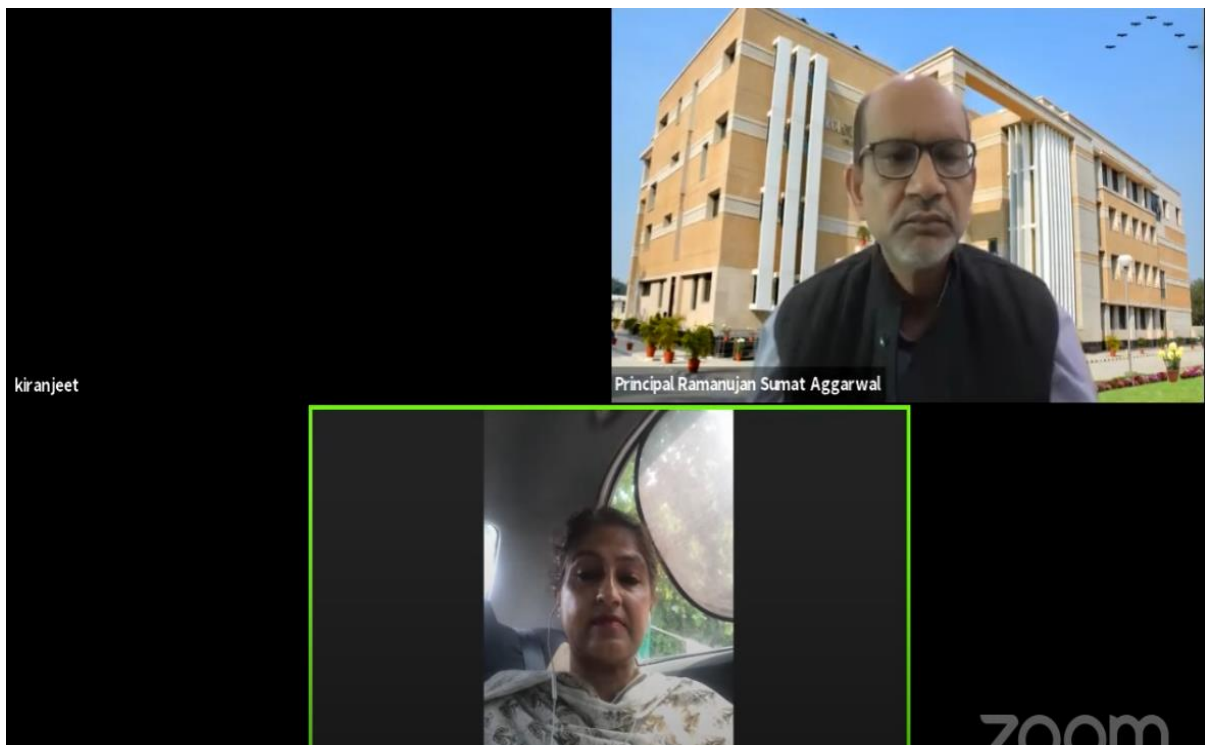
Topic Link: <https://www.youtube.com/watch?v=u0w2jmeukPQ>

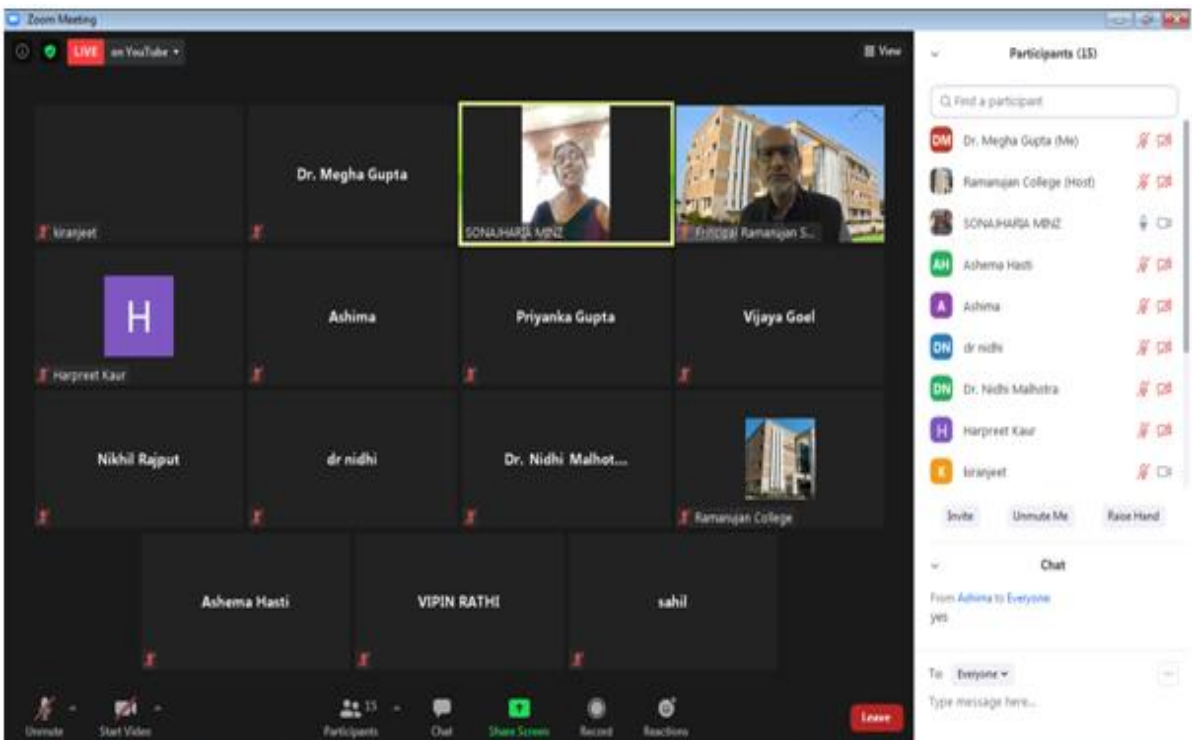
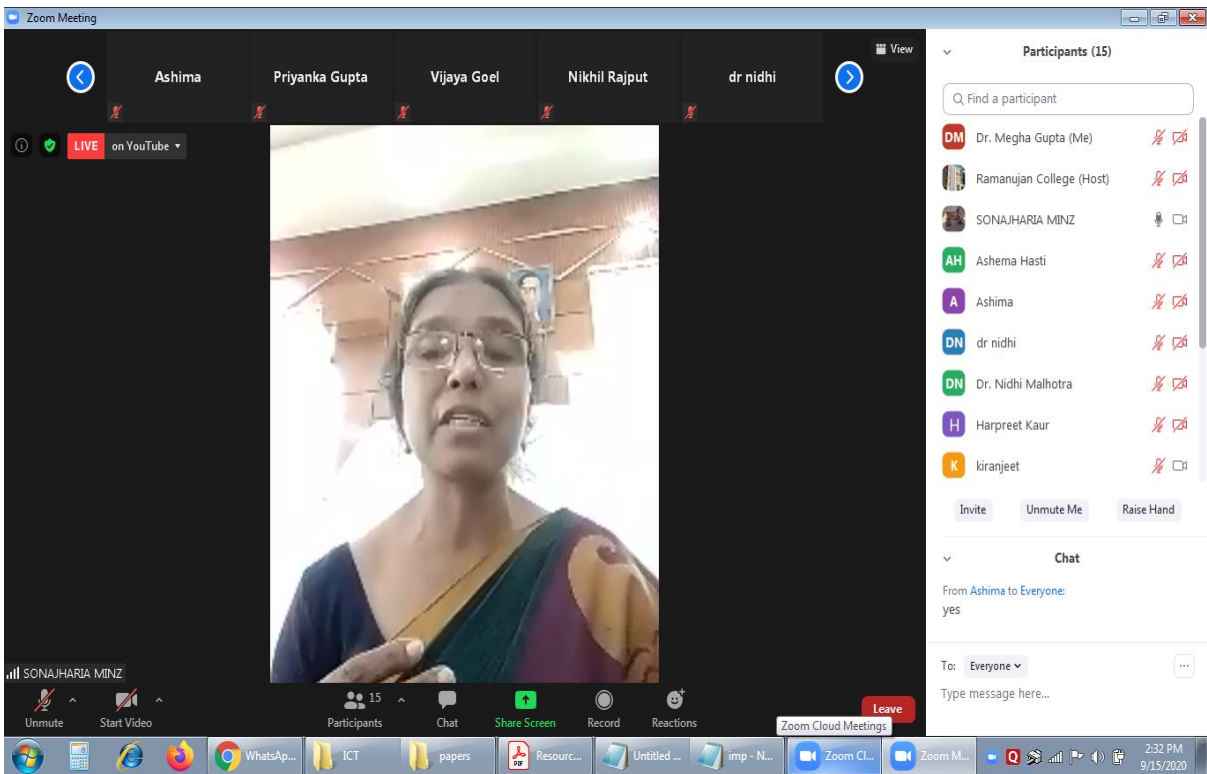
Quiz link:

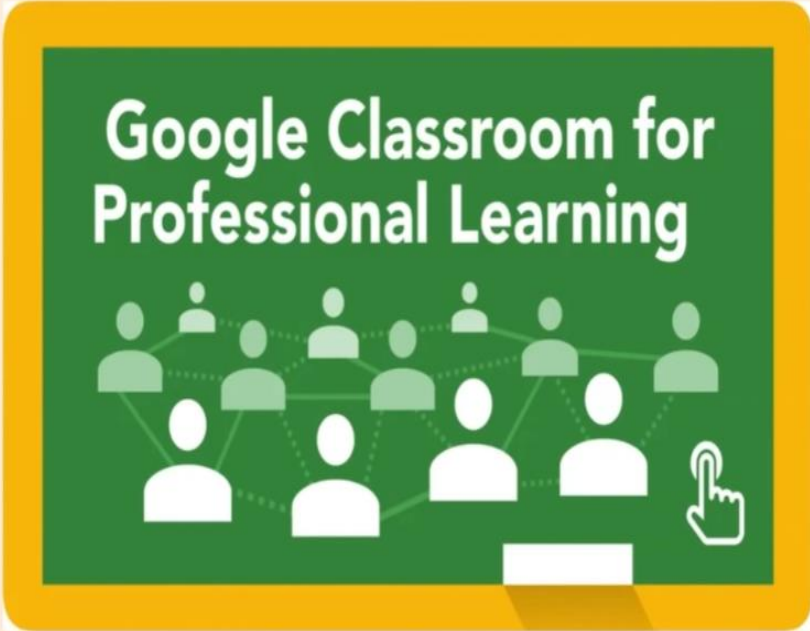
[http://ms.rcmoocs.in/courses/course%20v1:MataSundri\\_Ramanujan\\_Col+FDP07+2020\\_09/jump\\_to/blockv1:MataSundri\\_Ramanujan\\_Col+FDP07+2020\\_09+type@vertical+block@de30444ab9604ac6a13c61e8aeb0f4bf](http://ms.rcmoocs.in/courses/course%20v1:MataSundri_Ramanujan_Col+FDP07+2020_09/jump_to/blockv1:MataSundri_Ramanujan_Col+FDP07+2020_09+type@vertical+block@de30444ab9604ac6a13c61e8aeb0f4bf)

Assignment Link: [http://ms.rcmoocs.in/courses/course-v1:MataSundri\\_Ramanujan\\_Col+FDP07+2020\\_09/jump\\_to/block-v1:MataSundri\\_Ramanujan\\_Col+FDP07+2020\\_09+type@vertical+block@31d450e009a3448d8042eeaf05789842](http://ms.rcmoocs.in/courses/course-v1:MataSundri_Ramanujan_Col+FDP07+2020_09/jump_to/block-v1:MataSundri_Ramanujan_Col+FDP07+2020_09+type@vertical+block@31d450e009a3448d8042eeaf05789842)

Feedback link: <https://forms.gle/EcLuACcEisfwWmtM6>

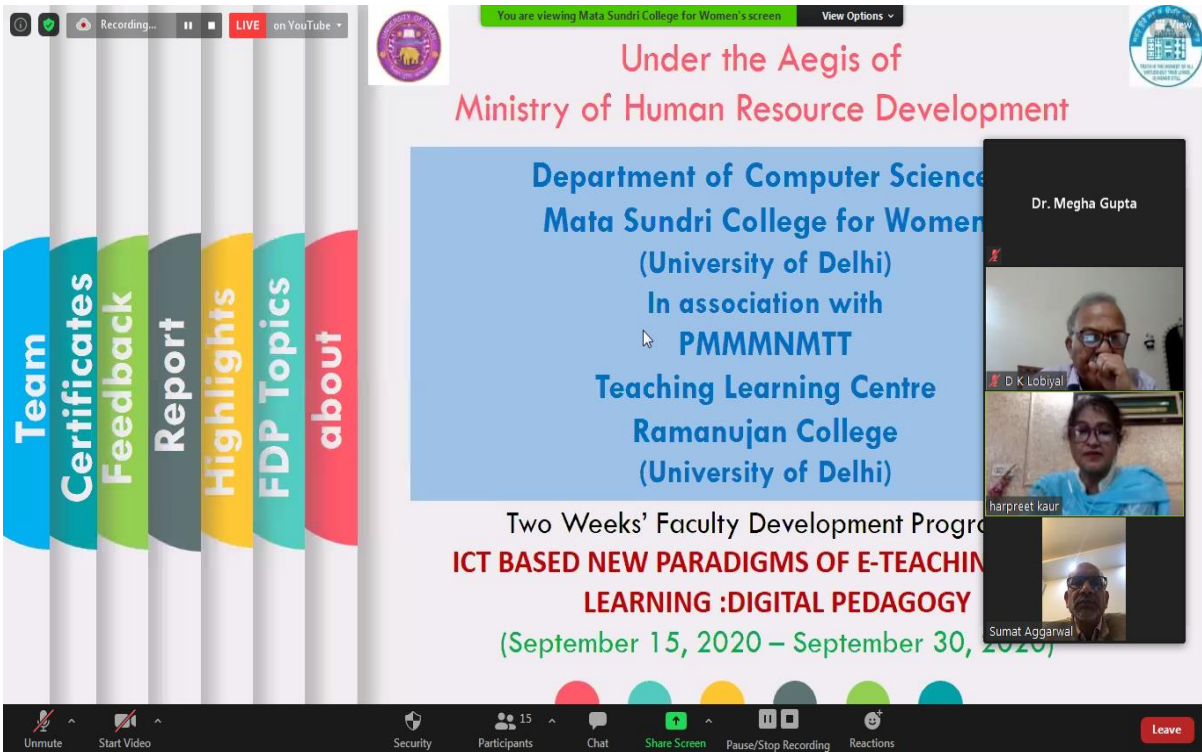






**Google Classroom for Professional Learning**

Ms. Bhavya Ahuja Grover  
Assistant Professor  
Ramanujan College (University of Delhi)



Recording... LIVE on YouTube

You are viewing Mata Sundri College for Women's screen

**Under the Aegis of Ministry of Human Resource Development**




**Department of Computer Science  
Mata Sundri College for Women  
(University of Delhi)  
In association with  
PMMMNTT  
Teaching Learning Centre  
Ramanujan College  
(University of Delhi)**

**Two Weeks' Faculty Development Program  
ICT BASED NEW PARADIGMS OF E-TEACHING  
LEARNING :DIGITAL PEDAGOGY  
(September 15, 2020 – September 30, 2020)**

Team  
Certificates  
Feedback  
Report  
Highlights  
FDP Topics  
about

Dr. Megha Gupta  
D. K. Lohiyal  
harpreet kaur  
Sumat Aggarwal



Unmute Start Video Security Participants 15 Chat Share Screen Pause/Stop Recording Reactions Leave






Under the Aegis of  
Ministry of Human Resource Development

**Department of Computer Science,  
Mata Sundri College for Women  
(University of Delhi)  
In association with  
PMMMNTT  
Teaching Learning Centre  
Ramanujan College  
(University of Delhi)**

Two Weeks' Faculty Development Programme  
**ICT BASED NEW PARADIGMS OF E-TEACHING AND E-  
LEARNING :DIGITAL PEDAGOGY**  
(September 15, 2020 – September 30, 2020)

-  **Online Platform**  
<http://ms.rcmoocs.in>
-  **Four Quadrant Approach**
-  **ICT Based New Paradigms of E-Teaching and E-Learning : Digital Pedagogy**



This infographic features a vertical navigation bar on the left with five items: Team (blue), Certificates (teal), Feedback (green), Report (dark grey), and Highlights (yellow). The main content area contains three numbered cards:

- Google Classroom 1** (Red header):
  - HIGHLIGHTS**: Class creation, Adding students and Co-teachers, Material Uploading.
  - Icon: Red lightbulb.
- Advance Google Classroom 2** (Teal header):
  - HIGHLIGHTS**: Rubrics, Assignments, Assessment, Originality Report.
  - Icon: Teal lightbulb.
- Google Site 3** (Yellow header):
  - HIGHLIGHTS**: Personal website creation.
  - Icon: Yellow lightbulb.

A right-side navigation bar includes 'FDP Topics' (teal) and 'about' (red).

This infographic features a vertical navigation bar on the left with five items: Team (blue), Certificates (teal), Feedback (green), Report (dark grey), and Highlights (yellow). The main content area contains three numbered cards:

- Google Docs 4** (Red header):
  - HIGHLIGHTS**: Google Doc creation, Text Translation to other languages, Addition of Watermark.
  - Icon: Red lightbulb.
- Google Meet 5** (Teal header):
  - HIGHLIGHTS**: Video conferencing, Schedule meeting, Integration of Canva, Jamboard and Classroom.
  - Icon: Teal lightbulb.
- Google Drive Google Form 6** (Yellow header):
  - HIGHLIGHTS**: Personalized survey, Quiz, Data Collection on Spreadsheets.
  - Icon: Yellow lightbulb.

A right-side navigation bar includes 'FDP Topics' (teal) and 'about' (red).

Team  
Certificates  
Feedback  
Report  
Highlights

**7**  
**Chrome Extension**  
**HIGHLIGHTS**  
Add new features to web browser, Add-ons

**8**  
**Jamboard, Autodraw**  
**HIGHLIGHTS**  
Interactive Whiteboard, Web-based Drawing

**9**  
**OBS**  
**HIGHLIGHTS**  
Live Streaming, Recording, And Uploading

FDP Topics  
about

Team  
Certificates  
Feedback  
Report  
Highlights

**10**  
**Open Shot**  
**HIGHLIGHTS**  
Video Editing Tools

**11**  
**YouTube**  
**HIGHLIGHTS**  
Channel Creation, Video Uploading, Live Streaming

**12**  
**Adv. OBS**  
**HIGHLIGHTS**  
Moving Captions, Audio mixers, image transition

FDP Topics  
about



Team  
Certificates  
Feedback  
Report  
Highlights

**Pear Deck**  
**13**  
**HIGHLIGHTS**  
Creating Interactive Presentations

**Canva**  
**14**  
**HIGHLIGHTS**  
Add Graphics to Presentation, Video or Create Poster

**Insert Learning**  
**15**  
**HIGHLIGHTS**  
Creating Interactive Lessons

FDP Topics  
about

Team  
Certificates  
Feedback  
Report  
Highlights

**Renderforest**  
**16**  
**HIGHLIGHTS**  
Animated Videos, Promotional Videos, logos

**Powtoon**  
**17**  
**HIGHLIGHTS**  
Adding Animations to Video and presentations

**Microsoft Teams-1**  
**18**  
**HIGHLIGHTS**  
Creating Teams, channel, scheduling meeting

FDP Topics  
about

**Team**  
Certificates  
Feedback  
Report  
Highlights

**Microsoft Teams: 2**  
**19**  
**HIGHLIGHTS**  
Video Conferencing, Online whiteboard, presentation

**Assessment Tools**  
**20**  
**HIGHLIGHTS**  
Quizizz, Kahot

**Visualization Tools**  
**21**  
**HIGHLIGHTS**  
Creating Flow Charts, Diagrams, Mind Maps

**FDP Topics**  
about

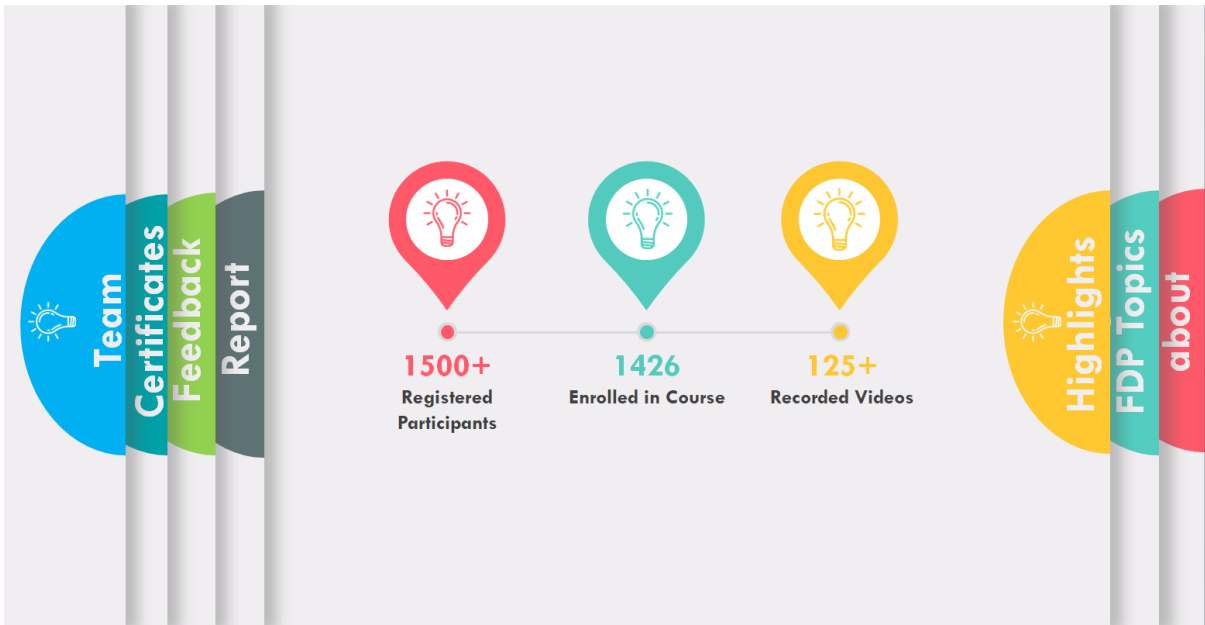
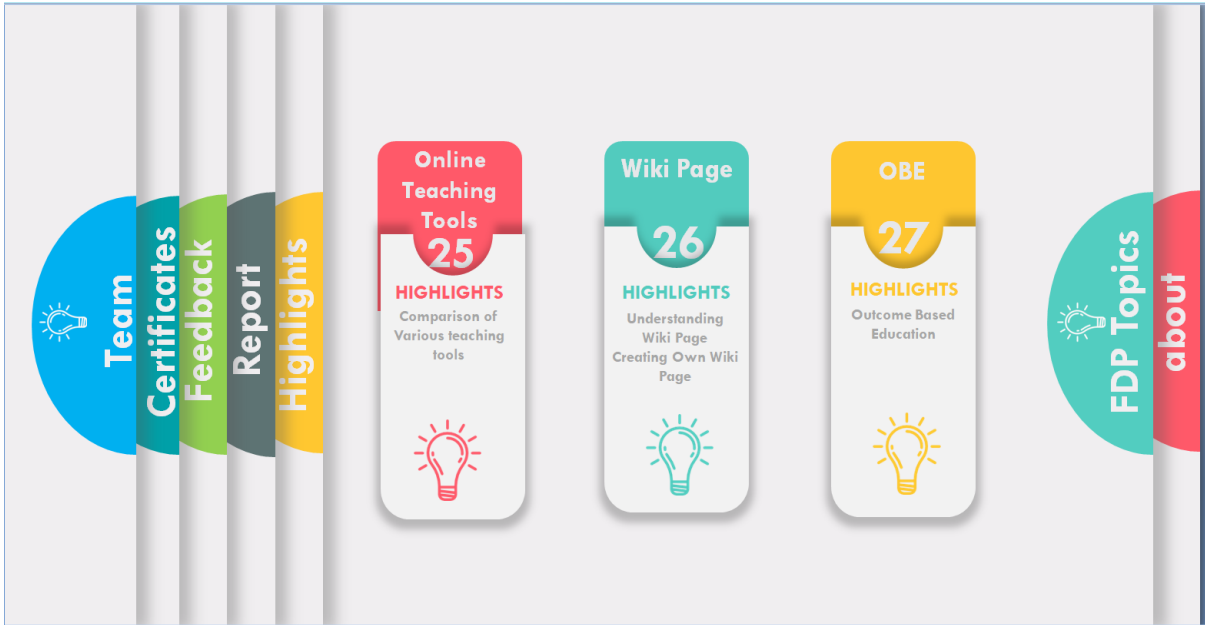
**Team**  
Certificates  
Feedback  
Report  
Highlights


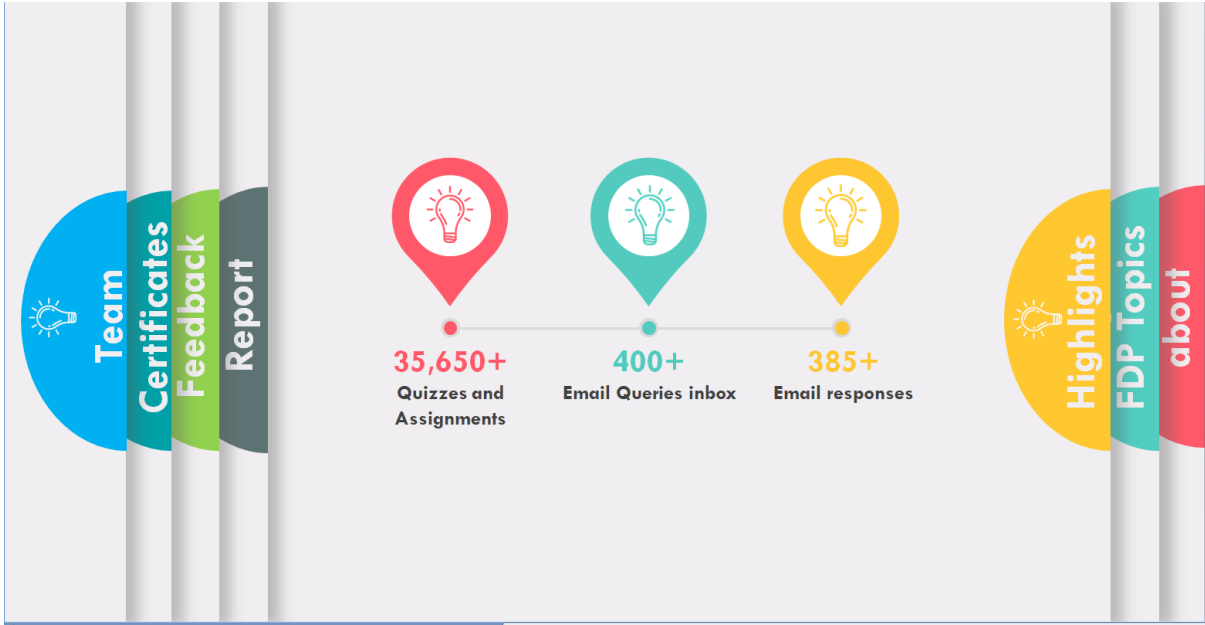
**OER, CCL**  
**22**  
**HIGHLIGHTS**  
Open Licensed Text, Creative Commons Licenses

**Moodle**  
**23**  
**HIGHLIGHTS**  
Open Source LMS

**Cisco Webex**  
**24**  
**HIGHLIGHTS**  
Meetings Scheduling

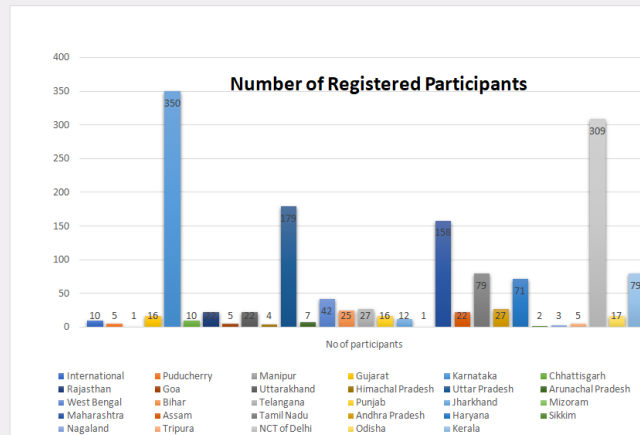
**FDP Topics**  
about





Team  
Certificates  
Feedback

## OVERALL REGISTERED PARTICIPANTS

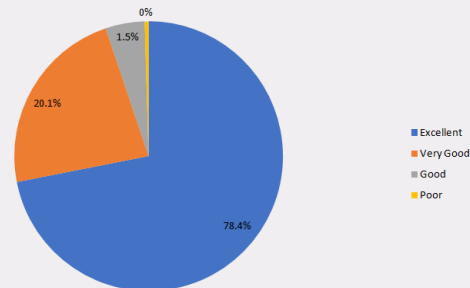


Report  
Highlights  
FDP Topics  
about

Team  
Certificates  
Feedback

## OVERALL FUNCTIONING OF THE LMS PLATFORM

Overall functioning of LMS : <http://ms.rcmoocs.in/>

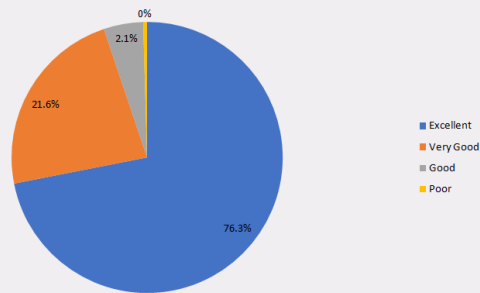


Report  
Highlights  
FDP Topics  
about

## OVERALL CONTENT OF THE PROGRAMME



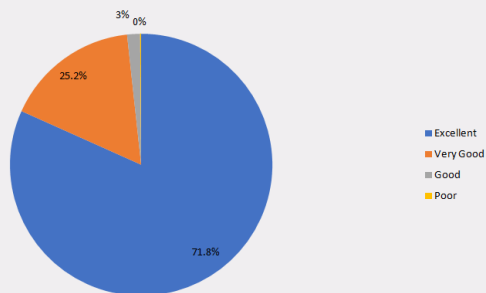
Overall Content of the Program




## OVERALL QUALITY OF RESOURCE PERSONS



Quality of Resource Persons



## ENCOURAGING FEEDBACK RECEIVED



**Team  
Certificates**

10:04  
Chats  
Anupam  
last seen recently

Dear organisers Mata sundari college,

I want to thank you for the amazing event you guys organised in the form of the fdp and it deserves recognition.

These 2 weeks were well managed and will certainly contribute to the achievement of participants. The way the event was organised shows just how disciplined you guys are as a team and how much you care about the participants. Immediately resolving the queries and technical difficulties if any. Here I must mention that this year I have done four fdp's and this was the best among all.

Thanks again for all your hard work, achievements and successes! Will be happy to collaborate with you all in near future.


Sincerely,  
Dr Anupam Sunny  
Department of Environmental Studies  
Satyawati College  
University of Delhi  
Email: anupamsunny@gmail.com

**Acknowledgement**  
discussion posted about 2 hours ago by [Aparna](#)

I am very thankful to the team of Mata Sundri College & Ramanujan College, University of Delhi for giving me the opportunity to learn at your ICT platform & enhance my knowledge & teaching skills. Thank you


Thank you so much to the organizers to organize really such a perfect course as per need of the time. Regard to all.  
discussion posted about 4 hours ago by [DR\\_144](#)

Thanks to all. Regards



**Feedback  
Report  
Highlights  
FDP Topics  
about**

## ENCOURAGING FEEDBACK RECEIVED



**Team  
Certificates**

**Mixture of all ICT Tools**  
discussion posted about 3 hours ago by [Pampapati](#)


Your entire team has brought us the novel software applications, which suits to all the sections of Planning, Development, Presentation and Assessment under one umbrella.

**Token of Appreciation**  
discussion posted about 5 hours ago by [vandana\\_swaran](#)

My sincere best wishes to all the organizing team. because of the deadlines for submission, yes most of us I can say had done the assignment with great enthusiasm. its really meant as "Happy learning" for me


**REALLY USEFUL COURSE FOR ME**  
discussion posted about 5 hours ago by [jaig5556](#)

THANK YOU SO MUCH FOR CONDUCTING THE WONDERFUL COURSE FOR BEGINNERS LIKE ME REGARDS



**Feedback  
Report  
Highlights  
FDP Topics  
about**

## ENCOURAGING FEEDBACK RECEIVED



**Team  
Certificates**

**gratitude**  
discussion posted about 5 hours ago by [Nisha23saini](#)

I am glad on the accomplishment of this course, it is a very good experience. Looking forward for more fruitful sessions ahead. Best regards

**Test**  
discussion posted about 6 hours ago by [jaiganesh](#)

Very good experience

Thanks so much Madam. The sessions are really well conducted and meticulously coordinated. Best Wishes to the Team. Regards Amit 12:50 AM

**Mesmerising application**  
discussion posted about 9 hours ago by [Pampapati](#)

It caters to the joyful learning


4:05

**Dr Kanak Sharma**  
last seen yesterday at 3:51 PM

6:14 PM

I am really enjoying this programme 6:14 PM

Hope will learn more and will be able to teach more 😊 6:14 PM



**Feedback  
Report  
Highlights  
FDP Topics  
about**



**Team**

Certificates will be available from  
October 10, 2020

Further Certificate updates  
Will be communicated via Telegram  
ICT-FDP 2020



**Certificates  
Feedback  
Report  
Highlights  
FDP Topics  
about**



01  
**DR. KIRANJEET SETHI**  
CHIEF-COORDINATOR

02  
**DR. NIDHI**  
CONVENER

03  
**DR. MEGHA GUPTA**  
CO-CONVENER


- Team
- Certificates
- Feedback
- Report
- Highlights
- FDP Topics
- about

04  
**MS. PRIYANAKA GUPTA**  
CO-CONVENER

05  
**MS. ASHEMA HASTI**  
TEAM MEMBER



06  
**MS. VIJAYA GOEL**  
TEAM MEMBER

- Team
- Certificates
- Feedback
- Report
- Highlights
- FDP Topics
- about




**07**

**MS. SANGEETA PATHAK**  
TECHNICAL CO-ORDINATOR


**01**

**DR. NIKHIL RAJPUT**  
ASSISTANT DIRECTOR,  
TLC




**02**

**MR. SAHIL PATHAK**  
PROGRAM  
CO-ORDINATOR, TLC



**03**

**MR. VIPIN RATHI**  
TECHNICAL  
CO-ORDINATOR, TLC



**Day 14: September 30, 2020**

**Session I: Recorded (07:00 IST Onwards)**

Topic: Creating your own Wiki Page

Resource Person: Dr. Nikhil Rajput

Summary: A wiki is a website or online resource that can be edited by multiple users. Some wikis, such as Wikipedia, are publicly accessible. Others are used by organizations to manage information in-house, enabling teams to easily share knowledge and work together more effectively.

Topic Link: <https://www.youtube.com/watch?v=v5F3ykS-h-U>

### **Session-II: Live (14:00-15:30 IST)**

Topic: OBE, Open Edx

Resource person: Dr. Nikhil Rajput

Summary: Outcome based education (OBE) is student-centered instruction model that focuses on measuring student performance through outcomes. Outcomes include knowledge, skills and attitudes. Its focus remains on evaluation of outcomes of the program by stating the knowledge, skill and behavior a graduate is expected to attain upon completion of a program.

Open edX platform is the place where learners find about the online learning initiative, sign up, browse and find available courses, enroll in them, consume the course contents, interact in the course, and ultimately obtain their course certificates.

YouTube Link: <https://www.youtube.com/watch?v=hTzfg1SwIRE>

Feedback Link: <https://forms.gle/GJPMYRHP3fsBSXQi6>

### **Valedictory Session: Live (15:30- 16:30 IST)**

YouTube Link: <https://www.youtube.com/watch?v=hTzfg1SwIRE>

India - Wikipedia | Wiki - Wikipedia | MediaWiki | Spring 2020: PHP Prog | YNAW | B.Sc. Hon. Computer Sc. | +

youneedawiki.com/app/page/1FbXH9ouAv8X85v4yXZCSopY6CkzZfzHK7z6-ZgIkcdU

Computer System Architecture

Introduction

Logic Gates

Search wiki

Edit View in Add new Upgrade Share R

# Logic Gates

Magnificent! You created the Logic Gates page.

- To edit this page click Edit

Activate Windows  
Go to Settings to activate Windows.

Recording... LIVE on YouTube

You are viewing Nikhil Rajput's screen

View Options

google.com/search?q=psychomotor+domain+in+bloom%27s+taxonomy&aq=chrome.3.6915701469.613.29750j4&sourceid=chrome&ie=UTF-8

psychomotor domain in bloom's taxonomy

About 66,500 results (0.42 seconds)

**Bloom's Taxonomy**

- create**: Produce new or original work. Design, assemble, construct, conjecture, devise, formulate, author, investigate.
- evaluate**: Justify a stand or decision. Appraise, appraise, defend, judge, select, support, value, critique, weigh.
- analyze**: Draw connections among ideas. Differentiate, organize, relate, compare, contrast, distinguish, examine, experiment, question, test.
- apply**: Use information in new situations. Compute, implement, make, use, demonstrate, interpret, operate, execute, act out.
- understand**: Explain ideas or concepts. Identify, describe, discuss, explain, identify, locate, recognize, report, defend, translate.
- remember**: Recall facts and basic concepts. Define, duplicate, list, reproduce, repeat, state.

Participants (9)

Find a participant

- DM Dr. Megha Gupta (Co-host, me)
- R Mata Sundri College for Women (Host)
- NR Nikhil Rajput (Co-host)
- Dr. Nidhi (Co-host)
- PG Priyanka Gupta (Co-host)
- R Ramanujan College (Co-host)
- VG Vijaya Goel (Co-host)
- DN Dr. Nidhi (Co-host)
- KS kiranjeet sethi

Unmute Start Video Security Participants Chat Share Screen Pause/Stop Recording Leave

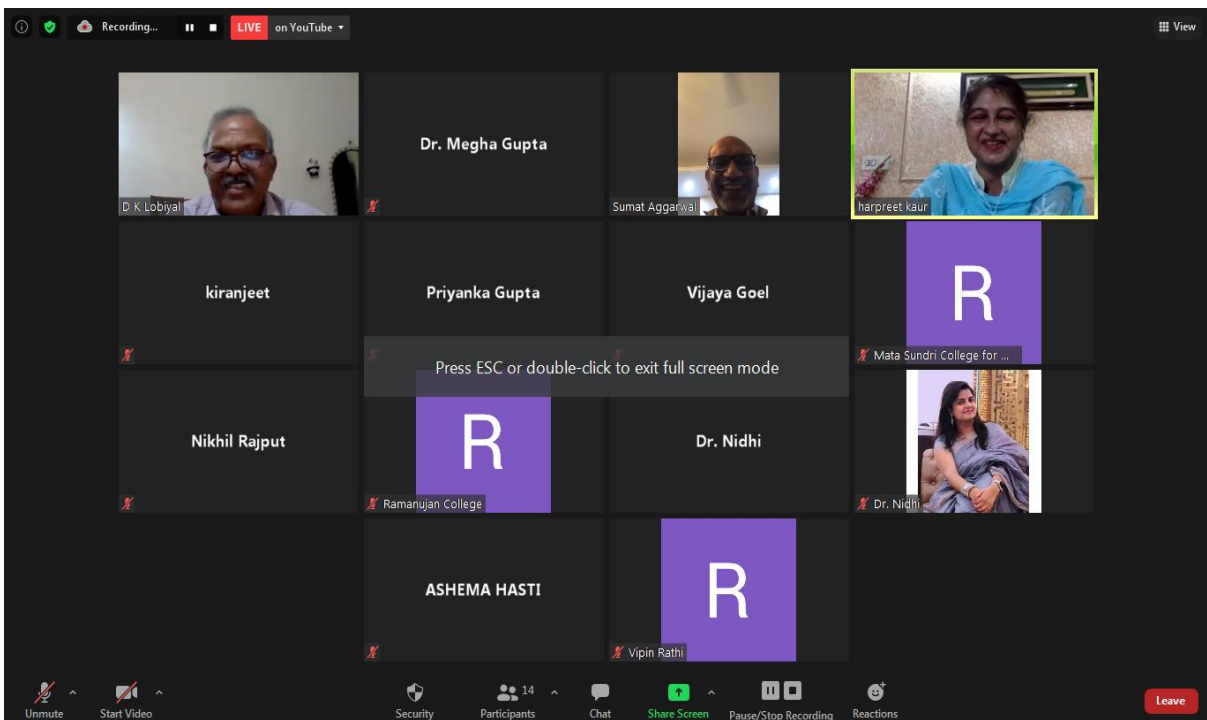
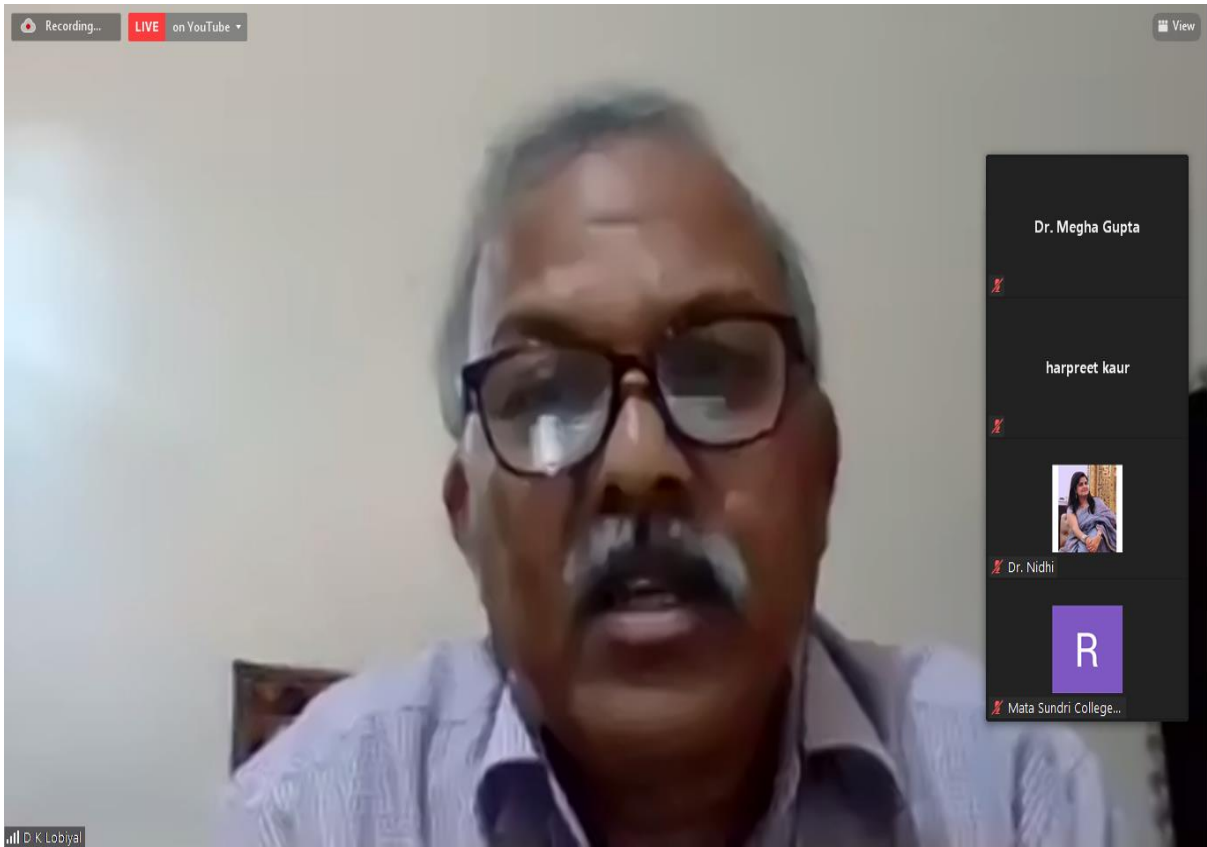


Valedictory Function



Valedictory Function





Recording... LIVE on YouTube

The image shows a Zoom meeting interface. At the top, there is a status bar with 'Recording...' and 'LIVE on YouTube'. The main area is a grid of video thumbnails. The top-left thumbnail shows a woman with the name 'harpreet kaur' below it. To its right are two thumbnails with names 'Dr. Megha Gupta' and 'Priyanka Gupta'. Below these are two purple thumbnails with a white 'R' and names 'Mata Sundri College for Women' and 'Ramanujan College'. In the bottom row, there are thumbnails for 'Dr. Nidhi', a woman's video, and 'ASH'. At the bottom of the screen is a toolbar with icons for Unmute, Start Video, Security, Participants (11), Chat, Share Screen, Pause/Stop Recording, Reactions, and Leave.

Participants (11)

Find a participant

- DM Dr. Megha Gupta (Co-host, me)
- R Mata Sundri College for Women (Host)
- Dr. Nidhi (Co-host)
- NR Nikhil Rajput (Co-host)
- PG Priyanka Gupta (Co-host)
- R Ramanujan College (Co-host)
- VG Vijaya Goel (Co-host)
- DN Dr. Nidhi (Co-host)
- HK harpreet kaur
- AH ASHEMA HASTI
- K kiranjeet

Invite Mute All